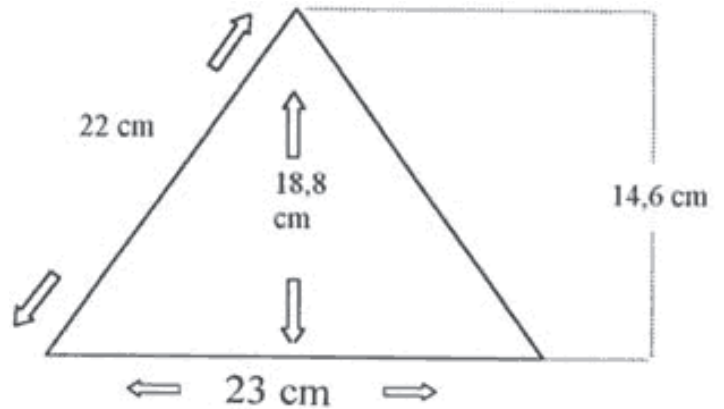
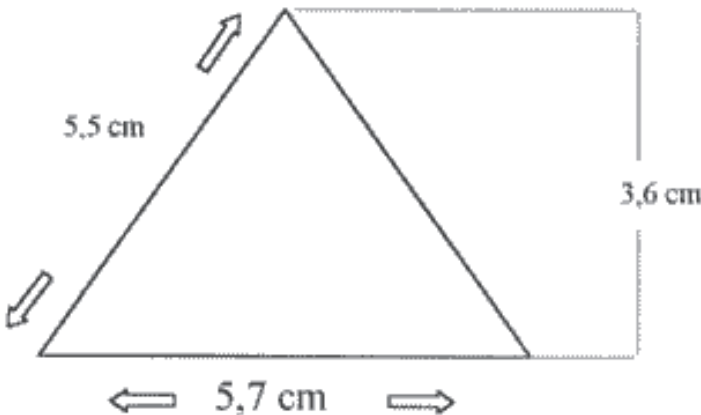
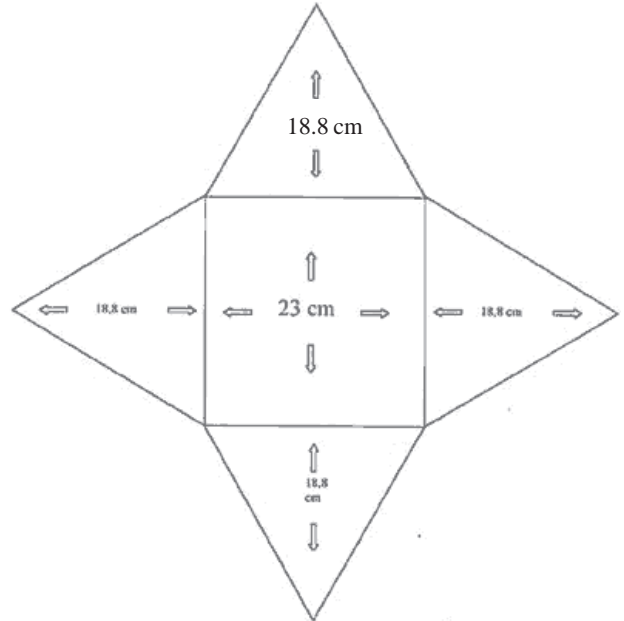
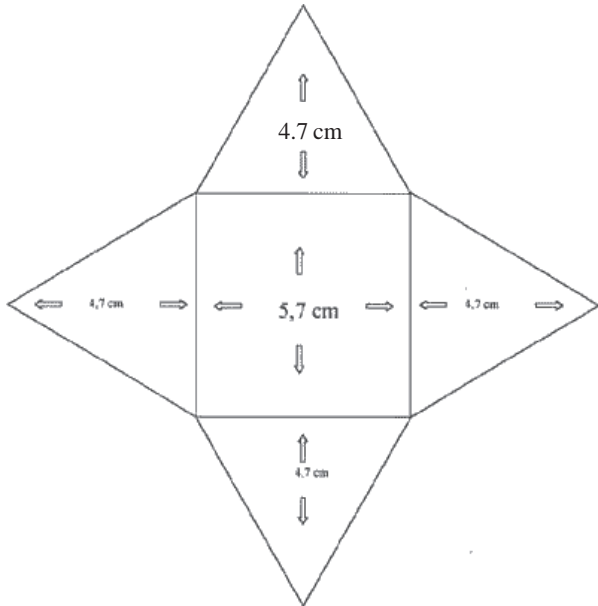


FUN For Star Children ... of ALL Ages



PYRAMID POWER ... Make Your Own !

In the 70's, making pyramids on the kitchen table was considered 'good sport' so we thought it would be good fall entertainment. The magic here is straight forward ...grab a hunk of paper, ruler and pencil and you'll have your ancient tools of architecture to practice making your pyramids. Once you have it figured out - you can use pretty coloured paper or lightweight golden cardboard (just score your base lines a teeny bit before you fold it.) Heck, **let your imagination SOAR!** The 2 star pictures show the pattern you draw first and the measurements. Cut it out and fold the triangles up to form the four sides as the second diagram shows.. And away you go....you're on your way to Egypt or Mexico.. if you make it - remember to send a postcard. :-)



☆ ☆ ☆ Make ONE - Make Several - Make a SANDbox full !

